





















































































Total

Rank	Competitor	Age	Club	RT	PTS	Result	
1	 Rebecca Meder (V)	23		0.72		58.94 Entry: 59.02 -0.08	Q
	25m: 12.12 50m: 27.37 (15.25) 75m: 44.46 (17.09) 100m: 58.94 (14.48)						
2	 Chelsey Edwards	24		0.65		1:00.77 Entry: 1:01.28 -0.51	Q
	25m: 12.50 50m: 27.73 (15.23) 75m: 46.25 (18.52) 100m: 1:00.77 (14.52)						
3	 Georgina McCarthy	23		0.19		1:02.59 Entry: 1:02.88 -0.29	Q
	25m: 13.21 50m: 28.98 (15.77) 75m: 47.25 (18.27) 100m: 1:02.59 (15.34)						
4	 Zyleika Pratt-Smith	21		0.72		1:02.70 Entry: 1:01.72 +0.98	Q
	25m: 12.91 50m: 28.56 (15.65) 75m: 46.91 (18.35) 100m: 1:02.70 (15.79)						
5	 Milan Glintmeyer	17		0.72		1:03.14 Entry: 1:03.02 +0.12	Q
	25m: 12.68 50m: 27.80 (15.12) 75m: 47.66 (19.86) 100m: 1:03.14 (15.48)						
6	 Moni... Wierusz...	18		0.67		1:03.85 Entry: 1:04.14 -0.29	Q
	25m: 13.18 50m: 30.42 (17.24) 75m: 47.81 (17.39) 100m: 1:03.85 (16.04)						
7	 Mackenzie Tobin	14		0.76		1:04.09 Entry: 1:05.85 -1.76	Q
	25m: 13.31 50m: 29.42 (16.11) 75m: 48.62 (19.20) 100m: 1:04.09 (15.47)						
8	 Bridie Quayle	17		0.24		1:04.40 Entry: 1:04.54 -0.14	Q
	25m: 13.66 50m: 29.54 (15.88) 75m: 48.50 (18.96) 100m: 1:04.40 (15.90)						
9	 Jade Lyles	14		0.72		1:04.58 Entry: 1:05.93 -1.35	Q
	25m: 13.68 50m: 29.83 (16.15) 75m: 49.47 (19.64) 100m: 1:04.58 (15.11)						
10	 Rylee McBride	18		0.75		1:04.75 Entry: 1:06.03 -1.28	Q
	25m: 13.14 50m: 28.91 (15.77) 75m: 48.53 (19.62) 100m: 1:04.75 (16.22)						
11	 Jasmine Lyles	18		0.67		1:04.80 Entry: 1:05.06 -0.26	Q
	25m: 13.60 50m: 30.31 (16.71) 75m: 48.83 (18.52) 100m: 1:04.80 (15.97)						
12	 Esme Paterson	23		0.74		1:04.93 Entry: 1:05.61 -0.68	Q
	25m: 13.11 50m: 29.39 (16.28) 75m: 49.74 (20.35) 100m: 1:04.93 (15.19)						
13	 Chloe Peters	17		0.68		1:04.98 Entry: 1:04.40 +0.58	Q
	25m: 13.06 50m: 29.38 (16.32) 75m: 49.57 (20.19) 100m: 1:04.98 (15.41)						
14	 Brooke Swan	18		0.61		1:05.14 Entry: 1:07.69 -2.55	Q
	25m: 12.44 50m: 28.18 (15.74) 75m: 49.43 (21.25) 100m: 1:05.14 (15.71)						
15	 Alinta Dingwall (V)	18		0.67		1:05.25 Entry: 1:04.89 +0.36	Q
	25m: 13.85 50m: 30.52 (16.67) 75m: 49.52 (19.00) 100m: 1:05.25 (15.73)						
16	 Mila Tongalea	15		0.61		1:05.35 Entry: 1:06.25 -0.90	Q
	25m: 12.92 50m: 29.19 (16.27) 75m: 49.64 (20.45) 100m: 1:05.35 (15.71)						
17	 Maia Adams	21		0.72		1:05.37 Entry: 1:05.66 -0.29	Q
	25m: 13.66 50m: 30.30 (16.64) 75m: 49.39 (19.09) 100m: 1:05.37 (15.98)						
18	 Nicola Lovell	16		0.76		1:05.48 Entry: 1:07.13 -1.65	Q
	25m: 14.18 50m: 30.88 (16.70) 75m: 50.00 (19.12) 100m: 1:05.48 (15.48)						
19	 Freya Hingston	18		0.76		1:05.84 Entry: 1:06.01 -0.17	Q
	25m: 13.53 50m: 29.89 (16.36) 75m: 49.52 (19.63) 100m: 1:05.84 (16.32)						
20	 Kiri Yamagami	16		0.68		1:05.85 Entry: 1:06.32 -0.47	Q
	25m: 13.42 50m: 29.40 (15.98) 75m: 49.43 (20.03) 100m: 1:05.85 (16.42)						

21	Emma Stewart (V)	17		0.76	1:05.90 Entry: 1:06.76 -0.86	Q
	25m: 13.19 50m: 29.45 (16.26) 75m: 50.63 (21.18) 100m: 1:05.90 (15.27)					
22	Karmen Zhou	16		0.18	1:05.93 Entry: 1:07.45 -1.52	Q
	25m: 13.46 50m: 29.72 (16.26) 75m: 49.67 (19.95) 100m: 1:05.93 (16.26)					
23	Amber Lin	14		0.70	1:05.94 Entry: 1:06.68 -0.74	Q
	25m: 13.85 50m: 29.95 (16.10) 75m: 49.97 (20.02) 100m: 1:05.94 (15.97)					
24	Ella Hanley	16		0.68	1:05.95 Entry: 1:08.31 -2.36	Q
	25m: 13.72 50m: 30.62 (16.90) 75m: 49.97 (19.35) 100m: 1:05.95 (15.98)					
25	Luisa Palmer	15		0.70	1:06.04 Entry: 1:06.00 +0.04	Q
	25m: 13.62 50m: 29.66 (16.04) 75m: 50.13 (20.47) 100m: 1:06.04 (15.91)					
26	Channele Huang	14		0.30	1:06.63 Entry: 1:08.16 -1.53	Q
	25m: 14.10 50m: 31.87 (17.77) 75m: 50.38 (18.51) 100m: 1:06.63 (16.25)					
27	Laura Menzies	16		0.75	1:06.67 Entry: 1:06.45 +0.22	Q
	25m: 13.59 50m: 29.40 (15.81) 75m: 50.10 (20.70) 100m: 1:06.67 (16.57)					
28	Gabri... Mramor...	20		0.70	1:06.89 Entry: 1:06.15 +0.74	Q
	25m: 13.49 50m: 30.16 (16.67) 75m: 50.91 (20.75) 100m: 1:06.89 (15.98)					
29	Millie Bell	17		0.78	1:06.93 Entry: 1:07.38 -0.45	Q
	25m: 13.42 50m: 29.86 (16.44) 75m: 51.40 (21.54) 100m: 1:06.93 (15.53)					
30	Paige Franklin	17		0.72	1:07.09 Entry: 1:06.75 +0.34	Q
	25m: 13.86 50m: 31.05 (17.19) 75m: 50.51 (19.46) 100m: 1:07.09 (16.58)					
31	Kate Hurley	17		0.74	1:07.21 Entry: 1:05.99 +1.22	q
	25m: 14.39 50m: 32.22 (17.83) 75m: 51.35 (19.13) 100m: 1:07.21 (15.86)					
32	Lily McGrath	15		0.71	1:07.23 Entry: 1:08.06 -0.83	q
	25m: 14.07 50m: 31.24 (17.17) 75m: 51.15 (19.91) 100m: 1:07.23 (16.08)					
33	Olivia Vivian	14		0.76	1:07.33 Entry: 1:08.55 -1.22	R1
	25m: 14.14 50m: 31.47 (17.33) 75m: 51.32 (19.85) 100m: 1:07.33 (16.01)					
34	Mia Cain-Townley	18		0.81	1:07.41 Entry: 1:08.10 -0.69	R2
	25m: 13.45 50m: 30.00 (16.55) 75m: 50.96 (20.96) 100m: 1:07.41 (16.45)					
34	Evie Skidmore	18		0.83	1:07.41 Entry: 1:07.92 -0.51	
	25m: 13.46 50m: 30.51 (17.05) 75m: 51.21 (20.70) 100m: 1:07.41 (16.20)					
36	Maisie Penman	17		0.69	1:07.70 Entry: 1:07.71 -0.01	
	25m: 13.87 50m: 31.29 (17.42) 75m: 50.49 (19.20) 100m: 1:07.70 (17.21)					
37	Hel... Huetteme...	17		0.23	1:07.83 Entry: 1:07.78 +0.05	
	25m: 13.93 50m: 31.69 (17.76) 75m: 51.16 (19.47) 100m: 1:07.83 (16.67)					
38	Arissa Liu	15		0.19	1:07.87 Entry: 1:07.55 +0.32	
	25m: 13.51 50m: 29.88 (16.37) 75m: 51.29 (21.41) 100m: 1:07.87 (16.58)					
39	Sofia Harris	16		0.75	1:07.99 Entry: 1:08.01 -0.02	
	25m: 13.92 50m: 30.48 (16.56) 75m: 50.35 (19.87) 100m: 1:07.99 (17.64)					
40	Caitlin Crawford	16		0.74	1:08.03 Entry: 1:08.93 -0.90	
	25m: 13.84 50m: 30.68 (16.84) 75m: 52.03 (21.35) 100m: 1:08.03 (16.00)					
41	Ziva Bunker	13		0.70	1:08.09 Entry: 1:08.10 -0.01	
	25m: 14.19 50m: 30.79 (16.60) 75m: 51.23 (20.44) 100m: 1:08.09 (16.86)					
42	Sophia Kivileva	13		0.65	1:08.15 Entry: 1:08.28 -0.13	
	25m: 14.46 50m: 32.14 (17.68) 75m: 52.40 (20.26) 100m: 1:08.15 (15.75)					
43	Zaniq... Pratt-S...	17		0.79	1:08.40	


25m: 13.40 50m: 30.25 (16.85) 75m: 51.09 (20.84) 100m: 1:08.40 (17.31)

44	 Mia Laban (V)	17		0.74	1:08.53 Entry: 1:07.70 +0.83
	25m: 13.77 50m: 30.79 (17.02) 75m: 52.01 (21.22) 100m: 1:08.53 (16.52)				
45	 Holly Sorenson	15		0.71	1:08.62 Entry: 1:07.36 +1.26
	25m: 13.79 50m: 31.95 (18.16) 75m: 52.00 (20.05) 100m: 1:08.62 (16.62)				
46	 Sadie Percy	15		0.82	1:08.87 Entry: 1:10.88 -2.01
	25m: 14.29 50m: 32.40 (18.11) 75m: 52.79 (20.39) 100m: 1:08.87 (16.08)				
47	 Amelia McEwan	13		0.22	1:08.92 Entry: 1:08.76 +0.16
	25m: 14.80 50m: 32.47 (17.67) 75m: 52.84 (20.37) 100m: 1:08.92 (16.08)				
48	 Lily Smith	15		0.71	1:09.04 Entry: 1:09.64 -0.60
	25m: 13.53 50m: 31.80 (18.27) 75m: 52.58 (20.78) 100m: 1:09.04 (16.46)				
49	 Indie Herbert	13		0.77	1:09.08 Entry: 1:09.98 -0.90
	25m: 13.54 50m: 31.82 (18.28) 75m: 52.84 (21.02) 100m: 1:09.08 (16.24)				
50	 Tessa Scott	16		0.69	1:09.12 Entry: 1:09.64 -0.52
	25m: 14.12 50m: 31.42 (17.30) 75m: 52.71 (21.29) 100m: 1:09.12 (16.41)				
51	 Lola Stewart	14		0.66	1:09.17 Entry: 1:08.21 +0.96
	25m: 13.80 50m: 32.02 (18.22) 75m: 52.62 (20.60) 100m: 1:09.17 (16.55)				
52	 Ruby Sisam	15		0.70	1:09.42 Entry: 1:09.94 -0.52
	25m: 13.04 50m: 30.39 (17.35) 75m: 52.34 (21.95) 100m: 1:09.42 (17.08)				
53	 Elieta Tukia	13		0.77	1:09.59 Entry: 1:10.58 -0.99
	25m: 14.37 50m: 32.00 (17.63) 75m: 53.13 (21.13) 100m: 1:09.59 (16.46)				
54	 Isabelle Blackmore	16		0.71	1:09.77 Entry: 1:09.05 +0.72
	25m: 14.78 50m: 32.79 (18.01) 75m: 52.84 (20.05) 100m: 1:09.77 (16.93)				
55	 Fiona Sheng	15		0.69	1:10.06 Entry: 1:09.16 +0.90
	25m: 13.59 50m: 31.14 (17.55) 75m: 53.19 (22.05) 100m: 1:10.06 (16.87)				
56	 Tayla Cox	15		0.69	1:10.13 Entry: 1:10.82 -0.69
	25m: 14.28 50m: 32.14 (17.86) 75m: 52.97 (20.83) 100m: 1:10.13 (17.16)				
57	 Emma Du	15		0.68	1:10.14 Entry: 1:10.20 -0.06
	25m: 14.47 50m: 32.02 (17.55) 75m: 52.55 (20.53) 100m: 1:10.14 (17.59)				
58	 Tandia Fisher	15		0.70	1:10.26 Entry: 1:09.89 +0.37
	25m: 13.53 50m: 31.59 (18.06) 75m: 54.11 (22.52) 100m: 1:10.26 (16.15)				
59	 Aimee Drennan	15		0.86	1:10.31 Entry: 1:11.05 -0.74
	25m: 14.04 50m: 31.53 (17.49) 75m: 53.74 (22.21) 100m: 1:10.31 (16.57)				
60	 Indie Spalding	14		0.70	1:10.36 Entry: 1:10.58 -0.22
	25m: 14.37 50m: 31.21 (16.84) 75m: 52.65 (21.44) 100m: 1:10.36 (17.71)				
61	 Vanzin McManus	14		0.69	1:10.42 Entry: 1:10.60 -0.18
	25m: 14.12 50m: 31.49 (17.37) 75m: 53.65 (22.16) 100m: 1:10.42 (16.77)				
62	 Kaia Henare	16		0.70	1:10.54 Entry: 1:09.73 +0.81
	25m: 13.54 50m: 31.55 (18.01) 75m: 52.33 (20.78) 100m: 1:10.54 (18.21)				
63	 Marli Coverdale	13		0.69	1:10.61 Entry: 1:12.44 -1.83
	25m: 13.98 50m: 32.19 (18.21) 75m: 53.70 (21.51) 100m: 1:10.61 (16.91)				
64	 Olivia Johnson	15		0.78	1:10.73 Entry: 1:11.15 -0.42
	25m: 14.97 50m: 32.84 (17.87) 75m: 53.62 (20.78) 100m: 1:10.73 (17.11)				
65	 Pai... Harris-Fo...	14		0.72	1:11.28 Entry: 1:11.06 +0.22

25m: 14.50 50m: 32.59 (18.09) 75m: 53.85 (21.26) 100m: 1:11.28 (17.43)

66  **Clare Geursen** 15  0.77 **1:11.29**
Entry: 1:10.15 **+1.14**


25m: 15.19 50m: 34.00 (18.81) 75m: 54.59 (20.59) 100m: 1:11.29 (16.70)

67  **Soyo Yamagami** 13  0.72 **1:11.41**
Entry: 1:08.70 **+2.71**

25m: 14.84 50m: 32.95 (18.11) 75m: 53.74 (20.79) 100m: 1:11.41 (17.67)

68  **Charlotte Ren** 13  0.70 **1:11.55**
Entry: 1:12.66 **-1.11**

25m: 14.42 50m: 33.25 (18.83) 75m: 55.07 (21.82) 100m: 1:11.55 (16.48)

68  **Emma Icton** 15  0.69 **1:11.55**
Entry: 1:09.65 **+1.90**

25m: 14.57 50m: 32.64 (18.07) 75m: 54.16 (21.52) 100m: 1:11.55 (17.39)

70  **Ashley Lam** 13  0.26 **1:12.75**
Entry: 1:14.04 **-1.29**

25m: 14.93 50m: 34.34 (19.41) 75m: 56.35 (22.01) 100m: 1:12.75 (16.40)

71  **Maggie Harper** 13  0.75 **1:12.79**
Entry: 1:13.94 **-1.15**

25m: 15.29 50m: 32.70 (17.41) 75m: 55.37 (22.67) 100m: 1:12.79 (17.42)

72  **Lily Dunne** 14  0.79 **1:13.10**
Entry: 1:11.67 **+1.43**

25m: 14.76 50m: 33.76 (19.00) 75m: 55.87 (22.11) 100m: 1:13.10 (17.23)

73  **Mackenzie Jury** 14  0.77 **1:13.16**
Entry: 1:10.71 **+2.45**

25m: 15.04 50m: 34.00 (18.96) 75m: 55.47 (21.47) 100m: 1:13.16 (17.69)

74  **Gerayn Chow** 13  0.67 **1:13.18**
Entry: 1:13.72 **-0.54**

25m: 14.43 50m: 33.36 (18.93) 75m: 55.27 (21.91) 100m: 1:13.18 (17.91)

75  **Lara Bradford** 15  0.20 **1:13.33**
Entry: 1:11.15 **+2.18**

25m: 15.03 50m: 33.51 (18.48) 75m: 55.21 (21.70) 100m: 1:13.33 (18.12)

76  **Eve Lu** 14  0.77 **1:13.36**
Entry: 1:11.81 **+1.55**

25m: 15.01 50m: 34.48 (19.47) 75m: 55.46 (20.98) 100m: 1:13.36 (17.90)

77  **Clemence Dehon** 13  0.81 **1:13.61**
Entry: 1:14.24 **-0.63**

25m: 15.68 50m: 35.30 (19.62) 75m: 56.44 (21.14) 100m: 1:13.61 (17.17)

78  **Sophia Neems** 15  0.84 **1:13.62**
Entry: 1:11.05 **+2.57**

25m: 14.83 50m: 33.94 (19.11) 75m: 55.93 (21.99) 100m: 1:13.62 (17.69)

79  **Kathy Gai** 13  0.80 **1:14.12**
Entry: 1:12.88 **+1.24**

25m: 15.19 50m: 34.84 (19.65) 75m: 56.07 (21.23) 100m: 1:14.12 (18.05)

80  **Catherine Li** 13  0.76 **1:14.16**
Entry: 1:12.81 **+1.35**

25m: 15.03 50m: 33.98 (18.95) 75m: 55.78 (21.80) 100m: 1:14.16 (18.38)

81  **Ryleigh Dorricott** 13  0.82 **1:14.68**
Entry: 1:13.35 **+1.33**

25m: 15.39 50m: 34.10 (18.71) 75m: 57.20 (23.10) 100m: 1:14.68 (17.48)

82  **Ariana Neems** 13  0.89 **1:14.72**
Entry: 1:13.98 **+0.74**

25m: 16.02 50m: 35.95 (19.93) 75m: 57.22 (21.27) 100m: 1:14.72 (17.50)

83  **Meeka Mills** 13  0.72 **1:14.85**
Entry: 1:13.66 **+1.19**


25m: 14.65 50m: 33.21 (18.56) 75m: 57.05 (23.84) 100m: 1:14.85 (17.80)

84  **Isabella Wang** 13  0.74 **1:15.00**
Entry: 1:13.72 **+1.28**

25m: 15.56 50m: 35.68 (20.12) 75m: 57.16 (21.48) 100m: 1:15.00 (17.84)

84  **Kaia Hartstonge** 13  0.77 **1:15.00**
Entry: 1:12.83 **+2.17**

25m: 14.66 50m: 33.53 (18.87) 75m: 56.94 (23.41) 100m: 1:15.00 (18.06)

86  **Georgia Karpik** 13  0.84 **1:15.30**
Entry: 1:14.06 **+1.24**

25m: 15.82 50m: 36.04 (20.22) 75m: 56.87 (20.83) 100m: 1:15.30 (18.43)